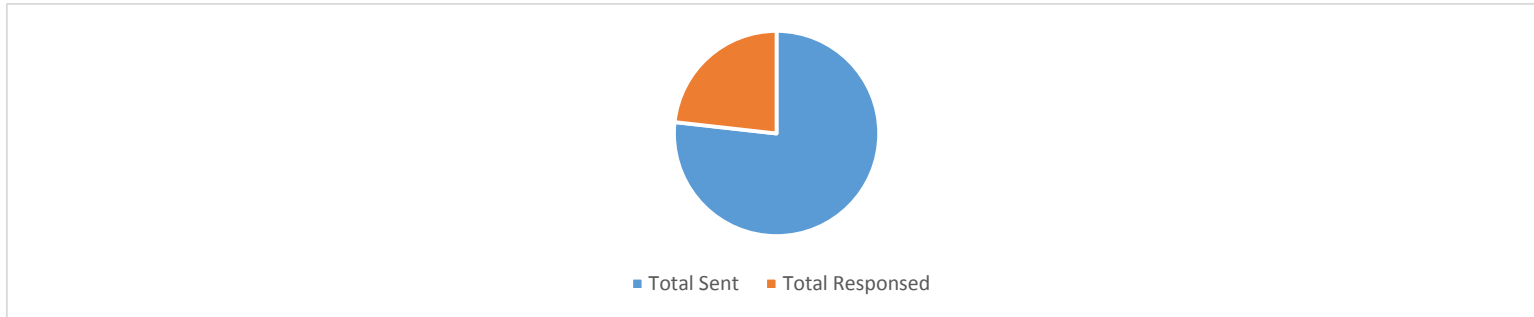
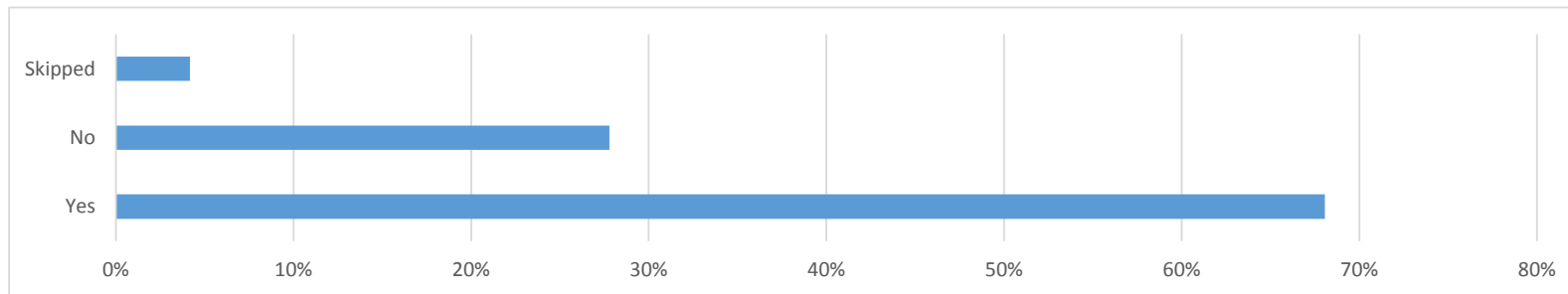


## General Information



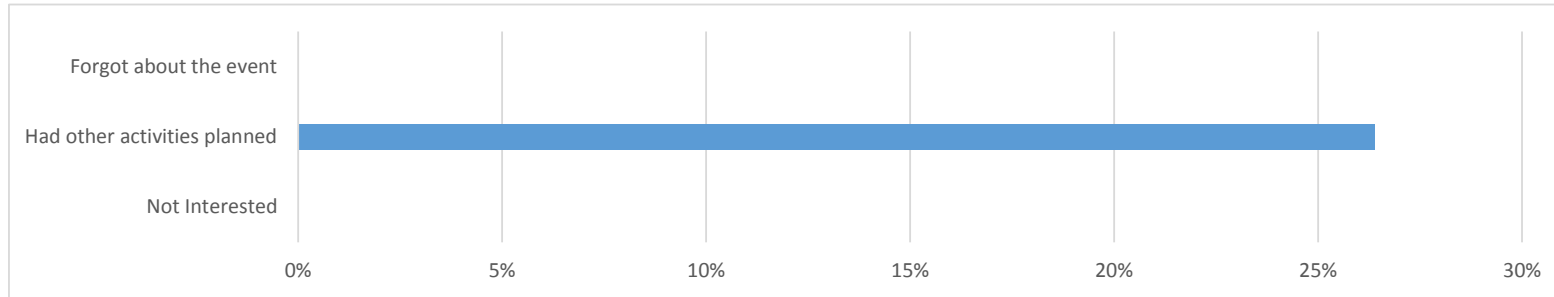
Answer Choices	Responses
Total Sent	238
Total Responded	72
Percent Responded	30%

## Q1: Did you attend the picnic?



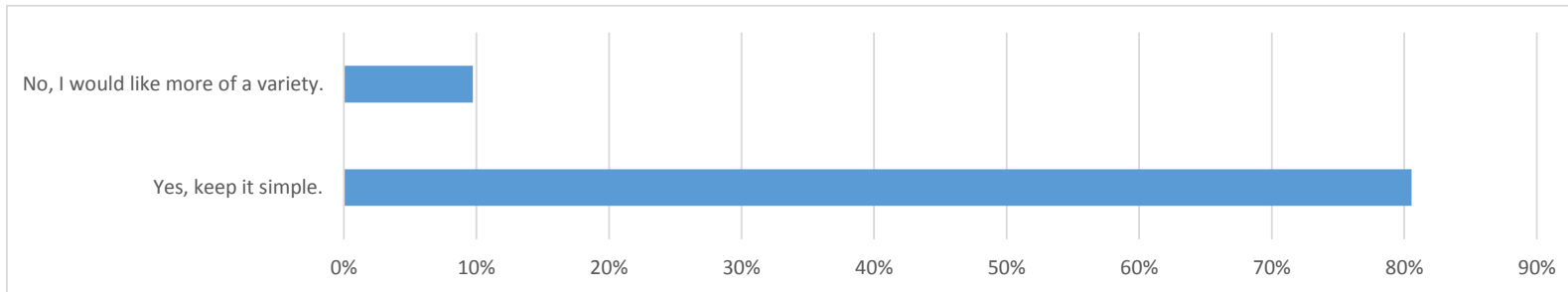
Answer Choices	Responses
Yes	49 68%
No	20 28%
Skipped	3 4%

**Q2: If No, what was the reason you did not attend?**



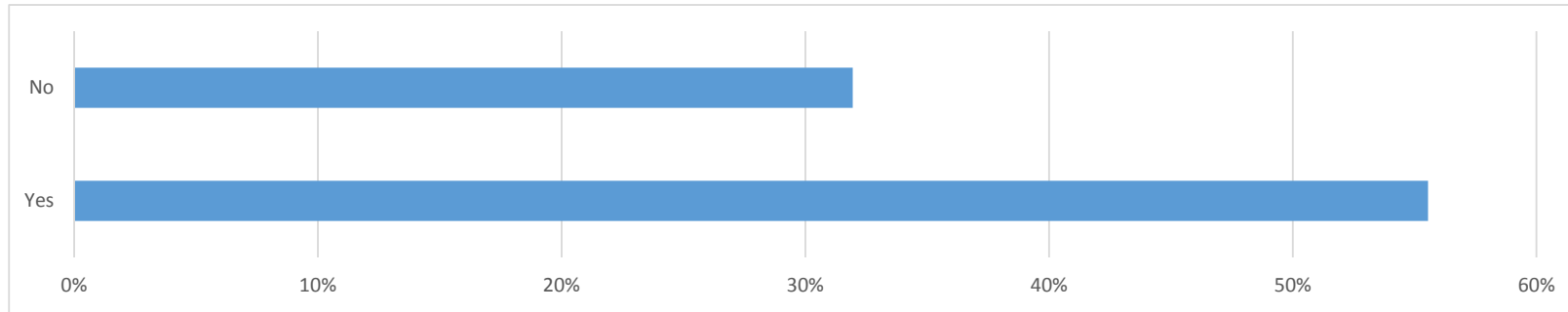
Answer Choices	Responses	Percentage
Not Interested	0	0%
Had other activities planned	19	26%
Forgot about the event	0	0%
Skipped	53	74%

**Q3: Should we keep the main dish at the picnic simple or offer a variety?**



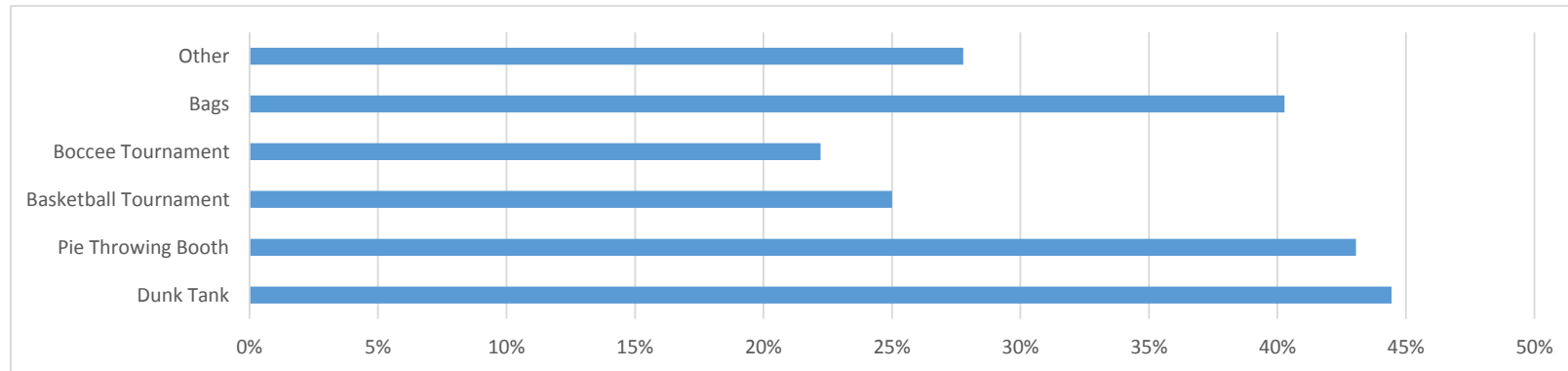
Answer Choices	Responses	Percentage
Yes, keep it simple.	58	81%
No, I would like more of a variety.	7	10%
Skipped	7	10%

**Q4: Would you prefer more organized activities at the picnic such as balloon toss, three legged races, etc?**



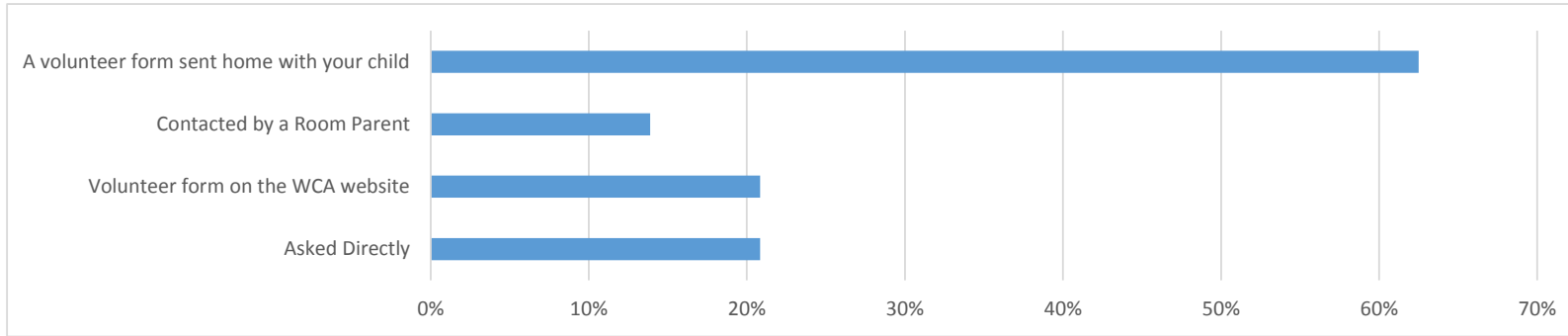
Answer Choices	Responses	Percentage
Yes	40	56%
No	23	32%
Skipped	9	13%

**Q5: What type of activities should we include in the future? (Please select all that apply)**



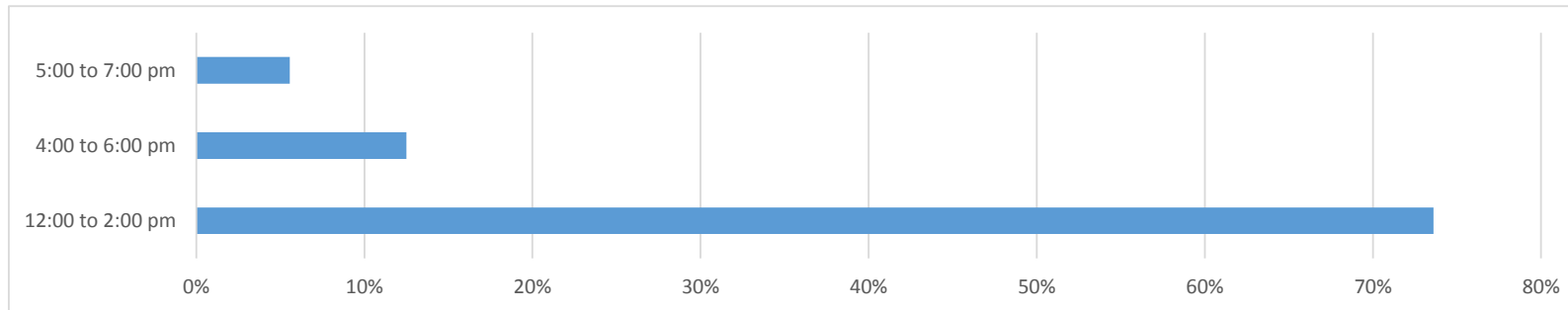
Answer Choices	Responses	Percentage
Dunk Tank	32	44%
Pie Throwing Booth	31	43%
Basketball Tournament	18	25%
Boccee Tournament	16	22%
Bags	29	40%
Other	20	28%
Skipped	20	28%

**Q6: How would you prefer to be asked about volunteering for the picnic? (Please select all that apply)**



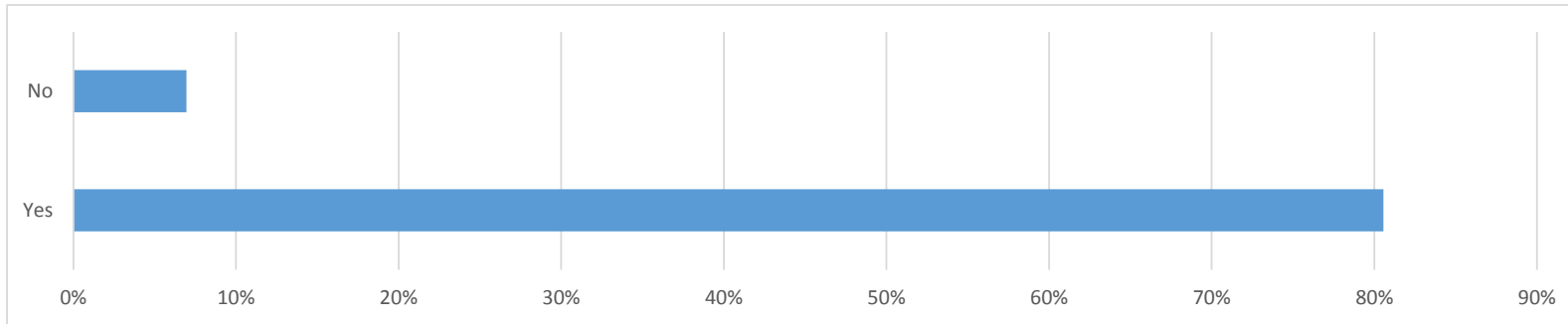
Answer Choices	Responses	Percentage
Asked Directly	15	21%
Volunteer form on the WCA website	15	21%
Contacted by a Room Parent	10	14%
A volunteer form sent home with your child	45	63%
Skipped	7	10%

**Q7: What time frame would you prefer the picnic to take place?**



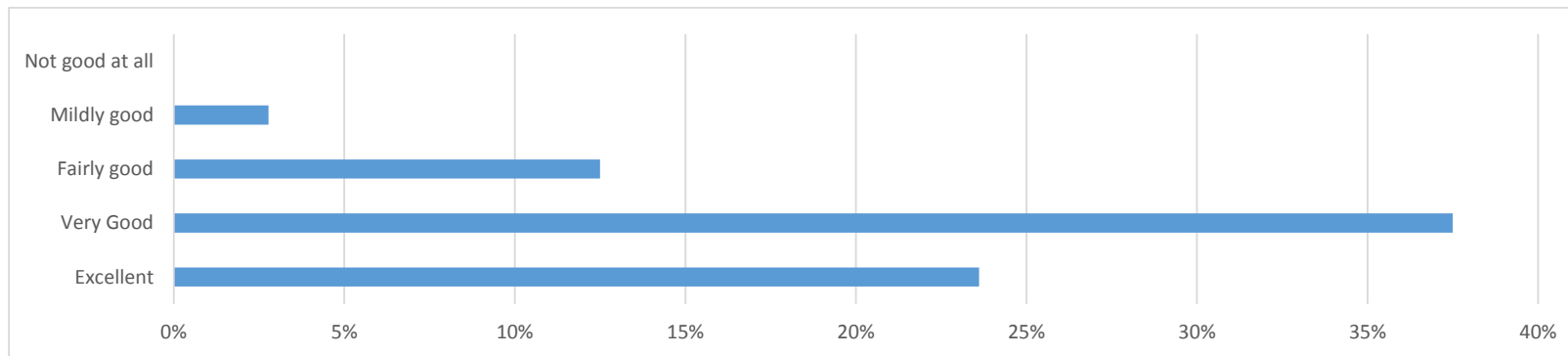
Answer Choices	Responses	Percentage
12:00 to 2:00 pm	53	74%
4:00 to 6:00 pm	9	13%
5:00 to 7:00 pm	4	6%
Skipped	6	8%

Q8: Did you prefer having the picnic after the school year began?



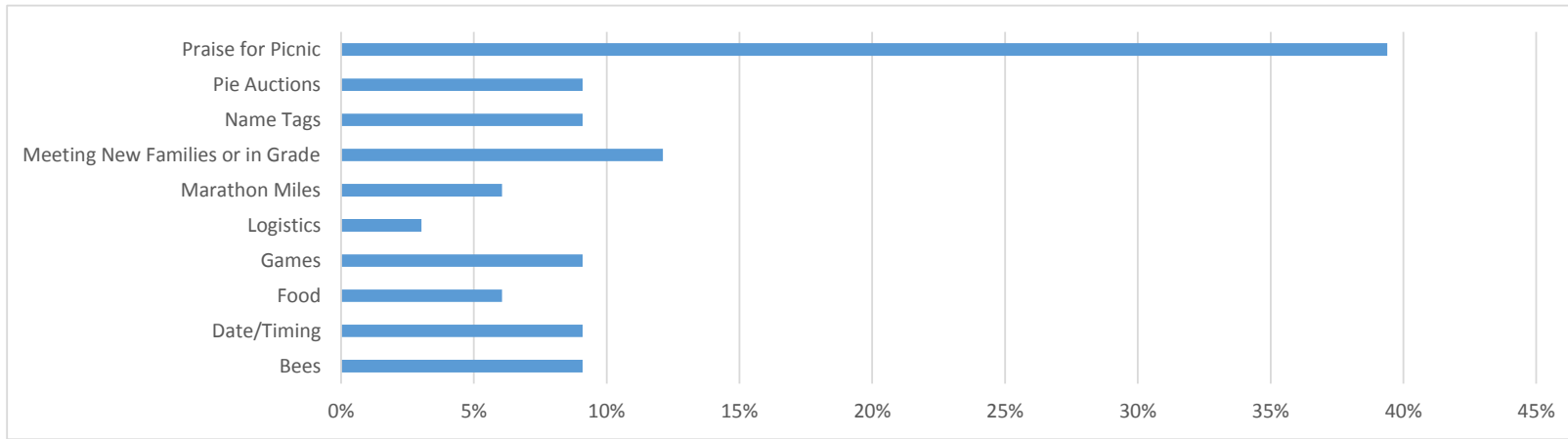
Answer Choices	Responses	Percentage
Yes	58	81%
No	5	7%
Skipped	9	13%

Q9: Overall, how would you rate the picnic?



Answer Choices	Responses	Percentage
Excellent	17	24%
Very Good	27	38%
Fairly good	9	13%
Mildly good	2	3%
Not good at all	0	0%
Skipped	17	24%

**Q10: Is there anything else you'd like to share about the picnic?**



Answer Choices	Responses
Responded	33 46%
Skipped	39 54%

Categories of Comments	Responses
Bees	3 9%
Date/Timing	3 9%
Food	2 6%
Games	3 9%
Logistics	1 3%
Marathon Miles	2 6%
Meeting New Families or in Grade	4 12%
Name Tags	3 9%
Pie Auctions	3 9%
Praise for Picnic	13 39%